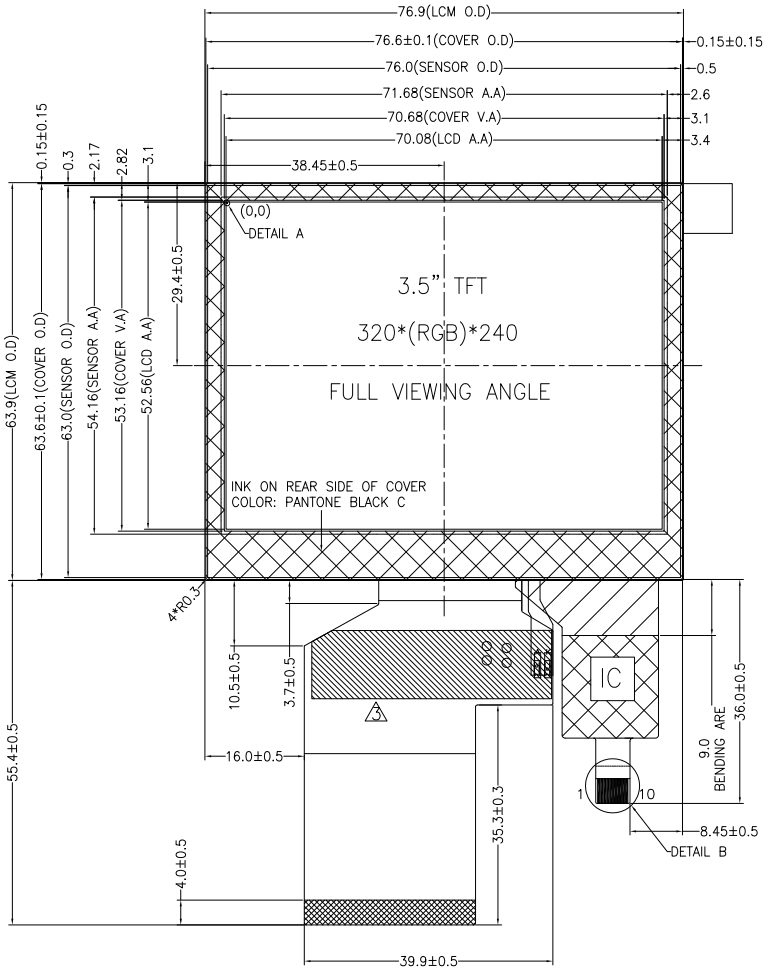

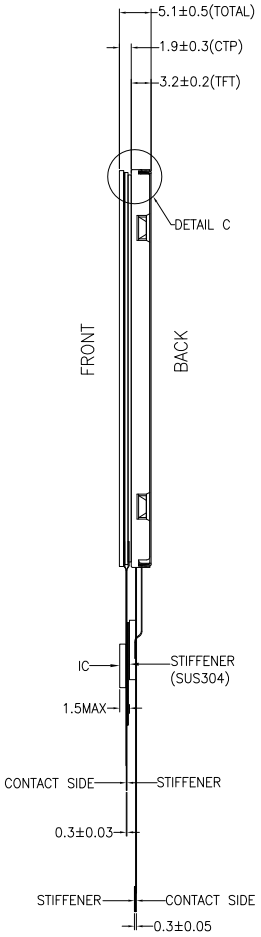

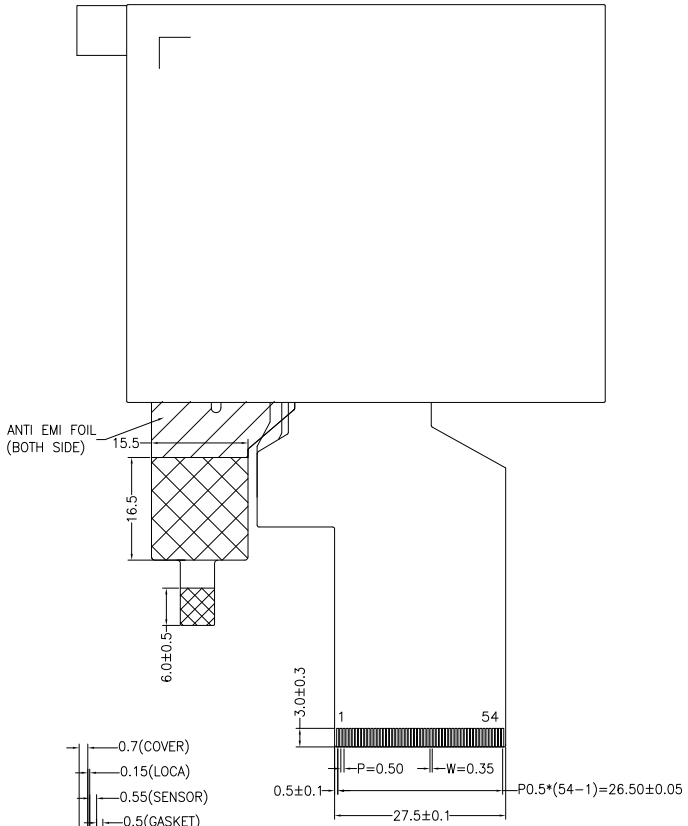

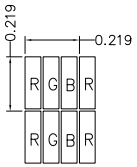

DETAIL A
SCALE 40:1

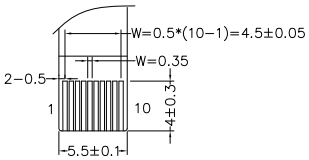

DETAIL B
SCALE 2:1

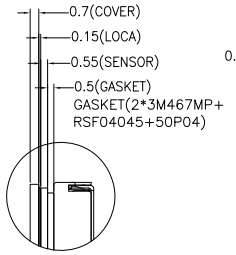

DETAIL C
SCALE 2:1

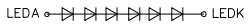

BACKLIGHT CIRCUIT DIAGRAM

TFT PIN DESCRIPTION

PIN	SYMBOL	PIN	SYMBOL
1	LEDK	28	R0
2	LEDK	29	R1
3	LEDA	30	R2
4	LEDA	31	R3
5	NC	32	R4
6	NC	33	R5
7	NC	34	R6
8	RESET	35	R7
9	SPENA	36	HSYNC
10	SPCLK	37	VSYNC
11	SPDAT	38	DCLK
12	B0	39	NC
13	B1	40	NC
14	B2	41	VDD
15	B3	42	VDD
16	B4	43	NC
17	B5	44	NC
18	B6	45	NC
19	B7	46	NC
20	G0	47	NC
21	G1	48	NC
22	G2	49	NC
23	G3	50	NC
24	G4	51	NC
25	G5	52	DEN
26	G6	53	GND
27	G7	54	GND

CTP PIN DESCRIPTION

PIN	SYMBOL
1	VSS
2	VDD
3	SCL
4	NC
5	SDA
6	NC
7	/RST
8	NC
9	/INT
10	VSS

NOTES FOR TFT:
1. DISPLAY TYPE: IPS TFT/TRANSMISSIVE/NORMALLY BLACK
2. VIEWING DIRECTION: FULL VIEWING ANGLE
3. OPERATING VOLTAGE: VDD=3.3V
4. DRIVER IC: ST7272A
5. BACKLIGHT: 6-CHIP WHITE LED, IF=20mA, Vf=19.2V±1.2V
6. TOP POLARIZER SURFACE TREATMENT: ANTI-GLARE

NOTES FOR OTHERS:
1. OPERATING TEMP.: -20°C ~ 70°C
2. STORAGE TEMP.: -30°C ~ 80°C
3. SURFACE LUMINANCE: 470CD/M^2(TYP.) WITH CTP
4. GENERAL TOLERANCE: ±0.2mm
5. ROHS COMPLIANT

NOTES FOR CTP:
1. 3.5" PROJECTIVE CAPACITIVE TOUCH PANEL
2. OPERATING VOLTAGE: VDD=VDDIO=3.3V
3. COVER GLASS + SENSOR GLASS + FPCA
4. RESOLUTION: 320 X 240 DOTS
5. CONTROLLER: FT5446-P03 (SMT); I2C INTERFACE △2
6. MULTI-FINGER: UP TO 5.
7. HARDNESS OF COVER SURFACE: 7H
8. FIRMWARE: MI0350CFP-C3(FT5446-P03)_Firmware_V04_20200514_all.bin △2

VER.	REVISED DESCRIPTION	REVISER	DATE
03	CORRECT THE FPC, THERE ARE NO COMPONENTS ON THE FPC.	CAROL	2020.09.29
02	MODIFY CTP CONTROLLER FROM FT5446DQS TO FT5446-P03 ADD CTP FIRMWARE.	CAROL	2020.05.14
01	FIRST ISSUE	CAROL	2019.12.23

MULTI-INNO TECHNOLOGY CO.,LTD.

DRAWN BY:	CAROL 2019.12.23		MODULE P/N: MI0350AUT-1CP
CHECKED BY:		SCALE : 1/1	
APPROVED BY:		UNIT: mm	DESCRIPTION: TFT + CTP MODULE
VERSION NO:	03	SHEET NO.: 1/1	